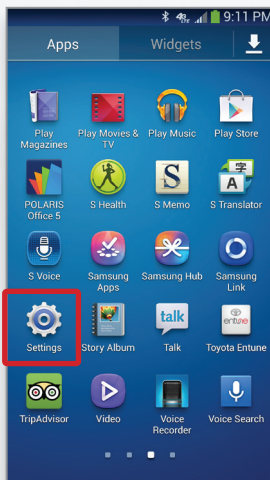


# Bluetooth® Pairing Guide For Android

Pairing your phone<sup>1</sup> is the first step in connecting with your Toyota for hands-free calling and for audio streaming via Bluetooth<sup>®2</sup>.

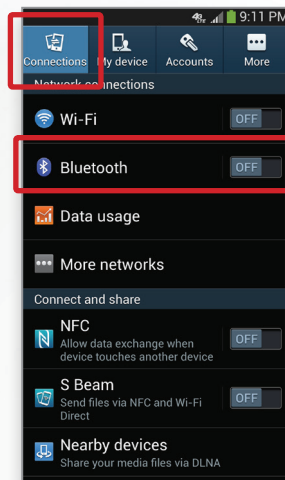
This pairing process is quick and easy: all Android<sup>®3</sup> mobile digital devices have Bluetooth<sup>®</sup> integrated; all you have to do is setup the phone and multimedia system to “talk” to each other and form a connection. Bluetooth Pairing Guide for select 2014 models.

## Initiate Bluetooth® on your Android



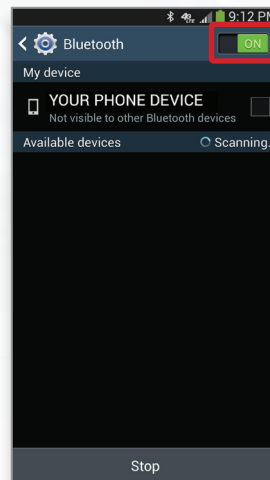
**STEP 1**

From your APPS SCREEN, select **SETTINGS**.



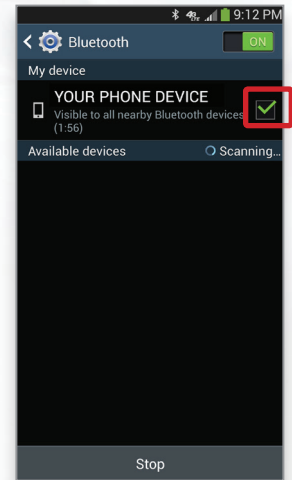
**STEP 2**

Select **CONNECTIONS** and select **BLUETOOTH**



**STEP 3**

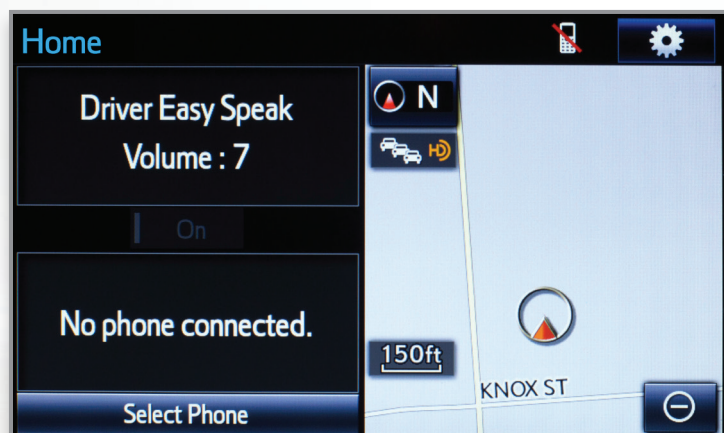
Ensure **BLUETOOTH** is **ON**



**STEP 4**

Select your **YOUR PHONE DEVICE** to make it discoverable.

*Phone will both seek out Bluetooth devices while remaining discoverable.*



**STEP 5**

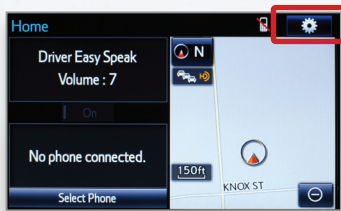
While your Android device is seeking out Bluetooth devices, proceed to your Entune Multimedia Head Unit on your Toyota Vehicle.

**CONTINUE ON NEXT PAGE** ▶

Once you have Bluetooth® enabled on your phone and ready to pair, you will need to initiate Bluetooth® on your Entune head unit.

Please follow the instructions below to pair your Bluetooth enabled phone to your Entune system.

## Initiate Bluetooth® on your Entune Multimedia Head Unit



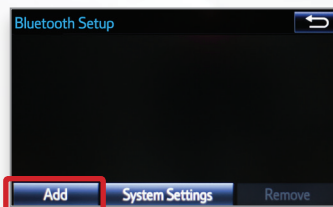
**STEP 6**

On your Toyota Vehicle Entune® Multimedia Head Unit, Select the **SETUP BUTTON** on the Home Screen.



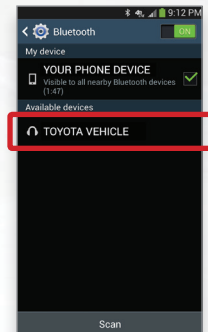
**STEP 7**

Select **BLUETOOTH**



**STEP 8**

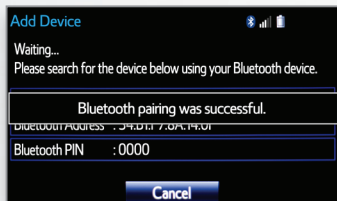
Select **ADD**, to add your phone device



**STEP 9**

Back on your smartphone, you can now select your **TOYOTA VEHICLE** in Bluetooth Settings.

You may need to enter the provided Bluetooth PIN on your phone.



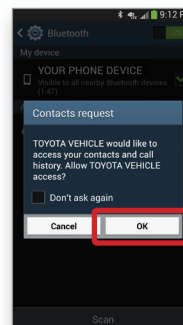
**STEP 10**

Your smartphone is now paired with Entune.



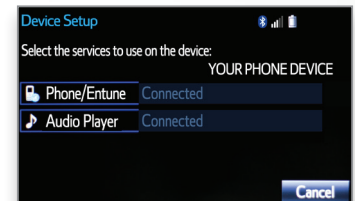
**STEP 11**

Once paired, Entune will attempt to connect audio and contacts on your phone



**STEP 12**

Using your smartphone, you will need to allow Entune access to your messaging and contacts.



**STEP 13**

A confirmation will appear once your phone has been paired and connected.

## Additional Resources

If you're having trouble pairing your phone, Toyota has you covered. You can get more information from the following sources:

Online Pairing Guide:  
[www.toyota.com/connect](http://www.toyota.com/connect)

Your Toyota Owner's Manual  
Located in the vehicle glovebox

Toyota Customer Experience Center  
(800) 331-4331

### Disclosures

This brochure is accurate at the time of print; content subject to change based on periodic multimedia software updates.

1. Concentrating on the road should always be your first priority while driving. Do not use the hands-free phone system if it will distract you.
2. The Bluetooth word mark and logos are registered trademarks owned by Bluetooth SIG, Inc. and any use of such marks by Toyota is under license. A compatible Bluetooth enabled phone must first be paired. Phone performance depends on software, coverage & carrier.
3. Android is a trademark of Google, Inc. All rights reserved. Google is not a participant in or sponsor of this promotion.
4. Apps/services vary by phone/carrier; functionality depends on many factors. Select apps use large amounts of data; you are responsible for charges. Apps & services subject to change. See Toyota.com/entune for details.
5. Bluetooth Pairing Guide for select 2014 models.