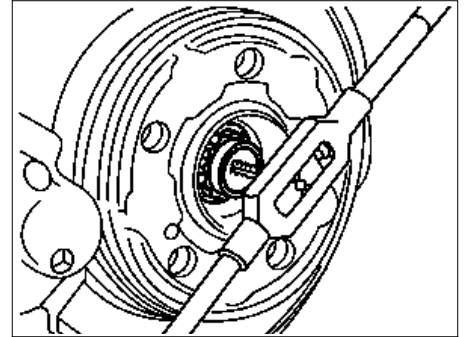


210 589 03 43 00


Extraction and installation tool

**Removal:**


- 1.1 Cut the thread M8 (models 129, 140, 202 as of 08/93, 210 with core hole bore).



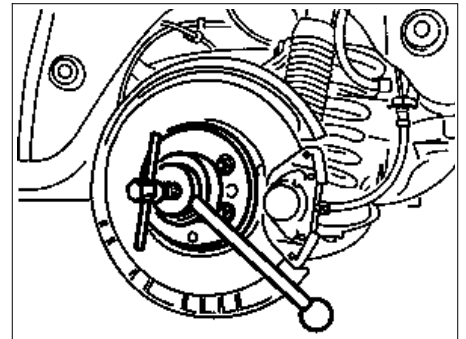
P35.30-0209-01

- 2 Use removal and insertion tool  to press firmly attached rear axle shaft out of the rear axle shaft flange.

**Installation**

-  On rear axle shafts which are glued in before installation clean the splined shaft profile and rear axle shaft flange mechanically.

- 3 Pull in rear axle shaft using the extraction and insertion tool .



P35.30-0210-01