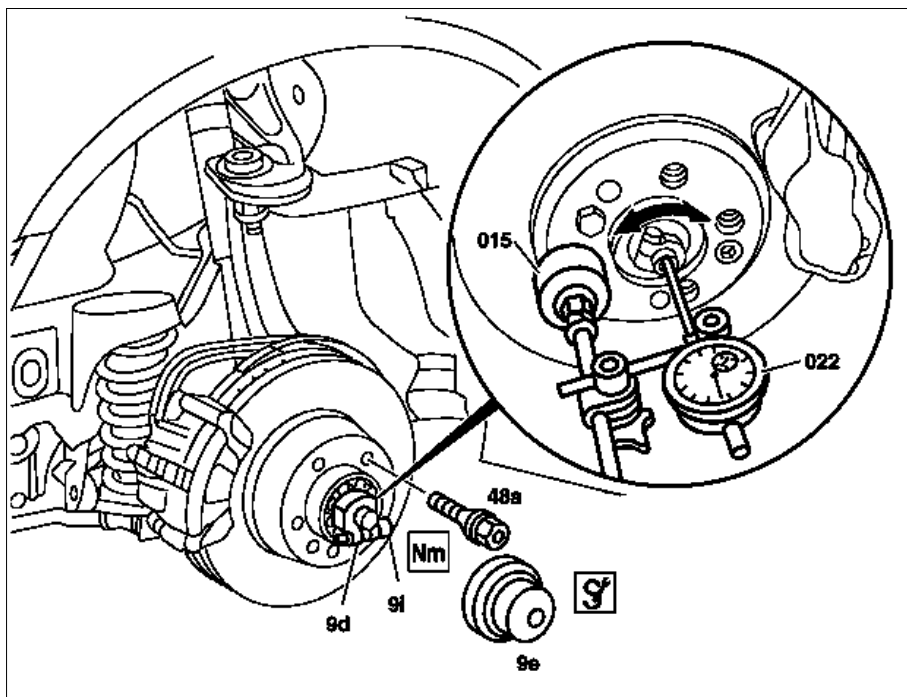


MODEL 140, 170, 171, 202, 208, 209, 215
MODEL 203 (except 203.08 /09 /28 /29)
MODEL 210 (except 210.08 /28)
MODEL 220 (except 220.08 /18)

- 015 Dial indicator holder
- 022 Dial indicator
- 9d *Clamp nut*
- 9e *Hub cover*
- 9i *Hexagon socket head screw*
- 48a *Wheel bolt*






P33.20-0276-06

Modification notes

25.7.06	Wheel bearing play at front axle	MODEL 209	*BE33.20-P-1002-01A
---------	----------------------------------	-----------	---------------------

	Removing		
1 AP	Remove front wheel Remove/install wheels	All except model 171 Model 171	AP40.10-P-4050Z AP40.10-P-4050V
2	Turn-in wheel bolt (48a) opposite from brake rotor attachment bolt	To immobilize brake rotor.	
3	Press brake pads back into brake caliper		
4	Pull off hub cap (9e) using removal and installation tool		*116589223300
	Checking		
5 BT	Loosen hexagon socket bolt (9i) and tighten clamp nut (9d) lightly whilst turning the front wheel hub Front wheel bearing	To set up the wheel bearing. Observe technical modification on Model 140: ↓ Contact spring and washer not used anymore	BT33.20-P-9210-01A
6	Mount dial indicator (022) with dial indicator holder (015) on the brake disk	 	*363589022100 *001589532100
7	Adjust wheel bearing play by turning (arrow) the clamping nut (9d) in stages while pushing and pulling the brake disk firmly back and forth.	Do not twist or tilt the wheel hub during the measurement. Correct measurement is only possible by pulling and pushing parallel to the wheel axle. Incorrect measurement will result in the set wheel bearing play being too small. This can then lead to wheel bearing damage. Wheel bearing play at front axle	*BE33.20-P-1002-01A
8	Tighten the Allen bolt (9i), check the wheel bearing end float again	All except model 171, 203, 209, 220 Model 171, 203, 209 Model 220	*BA33.20-P-1003-01A *BA33.20-P-1001-01E *BA33.20-P-1003-01F
9	Remove the dial indicator (022) with dial indicator holder (015)		
	Install		

10	Fill hub cap (9e) with high-temperature roller bearing grease		*BF33.20-P-1001-01A
11	Mount hub cover (9e)		*116589223300
12	Remove wheel bolt (48a)		
13	Mount front wheel Remove/install wheels	All except model 171 Model 171	AP40.10-P-4050Z AP40.10-P-4050V
 Danger!	Risk of accident when commissioning the vehicle due to a lack of braking effect when the service brake is operated for the first time after repair work	Before starting engine, actuate brake pedal several times until the pressure is built up and maintained in the brake system.	AS42.50-Z-0002-01A
14	Push down brake pedal several times		

Test specifications for wheel location, wheel hub

Number	Designation	Model 140
BE33.20-P-1002-01A	Wheel bearing play at front axle mm	0.01...0.02

Test specifications for wheel location, wheel hub

Number	Designation	Model 170	Model 171
BE33.20-P-1002-01A	Wheel bearing play at front axle mm	0.01...0.02	0.01...0.02

Test specifications for wheel location, wheel hub

Number	Designation	Model 202	Model 203
BE33.20-P-1002-01A	Wheel bearing play at front axle mm	0.01...0.02	0.01...0.02

Test specifications for wheel location, wheel hub

Number	Designation	Model 208	Model 209
BE33.20-P-1002-01A	Wheel bearing play at front axle mm	0.01...0.02	0.01...0.02

Test specifications for wheel location, wheel hub

Number	Designation	Model 210
BE33.20-P-1002-01A	Wheel bearing play at front axle mm	0.01...0.02

Test specifications for wheel location, wheel hub

Number	Designation		Model 215	Model 220
BE33.20-P-1002-01A	Wheel bearing play at front axle	mm	0.01...0.02	0.01...0.02

Nm Wheel location, hub

Number	Designation		Model 140	Model 170	Model 202
BA33.20-P-1003-01A	Screw for clamp nut to adjust front wheel bearing end float	Nm	11	11	11

Nm Wheel location, hub

Number	Designation		Model 208	Model 210 except 210.08/28	Model 215
BA33.20-P-1003-01A	Screw for clamp nut to adjust front wheel bearing end float	Nm	11	11	11

Nm Wheel location, hub

Number	Designation		Model 220 with Code Z07	Model 220 without code Z07 except model 220.08/18/8	Model 220.875/878
BA33.20-P-1003-01F	Screw for clamp nut to adjust front wheel bearing end float	Nm	11	11	11

Nm Wheel location, hub

Number	Designation		Model 171	Model 203
BA33.20-P-1001-01E	Screw for clamp nut to adjust front wheel bearing end float	Nm	11	11

Nm Wheel location, hub

Number	Designation	Model 209
BA33.20-P-1001-01E	Screw for clamp nut to adjust front wheel bearing end float	Nm 11

Wheel hub, cap

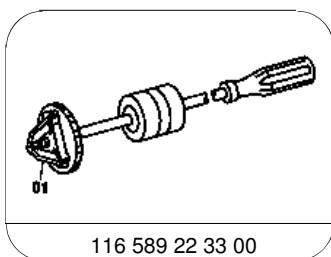
Number	Designation	Model 140, 202	Model 170	Model 208	
BF33.20-P-1001-01A	Filling capacity	Hub cover g	15	15	15
		Hub (total capacity) g	60	60	60
		Specifications for Operating Fluids Sheet	BB00.40-P-0265-01A	BB00.40-P-0265-01A	BB00.40-P-0265-01A

Wheel hub, cap

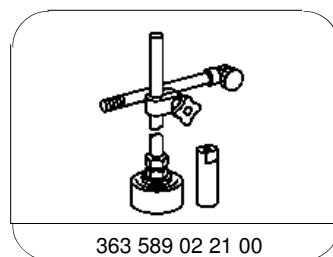
Number	Designation	Model 171	Model 203, 209	Model 210	
BF33.20-P-1001-01A	Filling capacity	Hub cover g	15	15	15
		Hub (total capacity) g	70	70	60
		Specifications for Operating Fluids Sheet	BB00.40-P-0265-01A	BB00.40-P-0265-01A	BB00.40-P-0265-01A

Wheel hub, cap

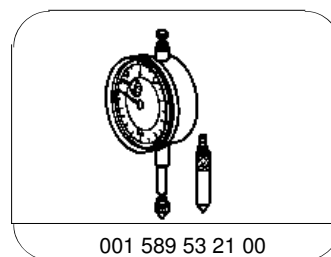
Number	Designation	Model 215	Model 220	
BF33.20-P-1001-01A	Filling capacity	Hub cover g	15	15
		Hub (total capacity) g	95	95
		Specifications for Operating Fluids Sheet	BB00.40-P-0265-01A	BB00.40-P-0265-01A



Removal and installation tool



Dial indicator holder



Dial indicator